

Cat. No.	Projected Area (m²)	Maximum number of luminaires per MCB (MCB Type B, C)						W (kg)
		B16	B25	B32	C16	C25	C32	
M311S...LED3...-S	0.08	50	78	101	85	130	171	3.8
M311S...LED4...-S	0.08	50	78	101	85	130	171	4.5
M311S...LED6...-S	0.08	50	78	101	85	130	171	4.5
M311...LED7...-S	0.156	11	17	23	18	28	37	7.0
M311...LED9...-S	0.156	2	3	4	3	5	7	7.4

* **OPTILUX** can be ordered, upon request, with customized Timer Dimming scenarios. The above table can be completed in order to keep records of the customized settings. For more information, contact Megalite sales department.

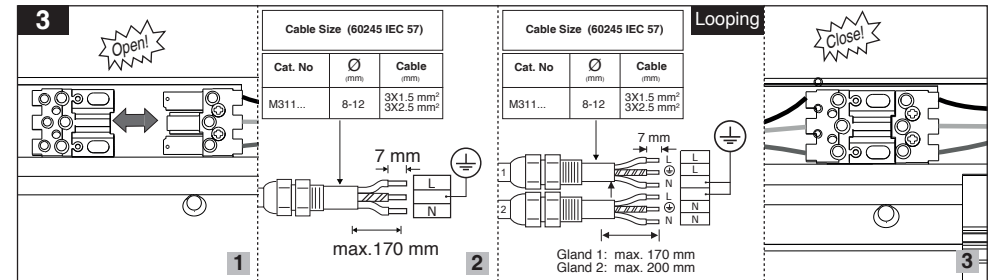
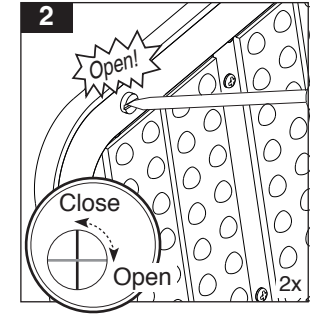
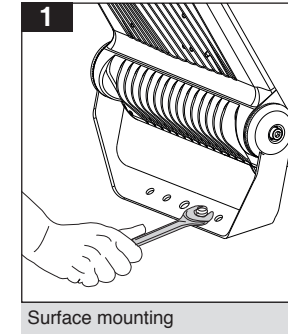
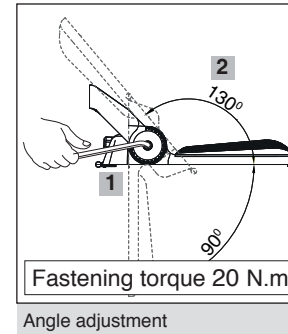
Timer dimming setting

Seventh step	Sixth step	Fifth step	Fourth step	Third step	Second step	First step	
							Duration
							Dimming Value
Traditional Timer Dimming <input type="checkbox"/>	Self-Adapt-Percentage Timer <input type="checkbox"/>	Self-Adapt-Midnight Timer <input type="checkbox"/>					Dimming mode

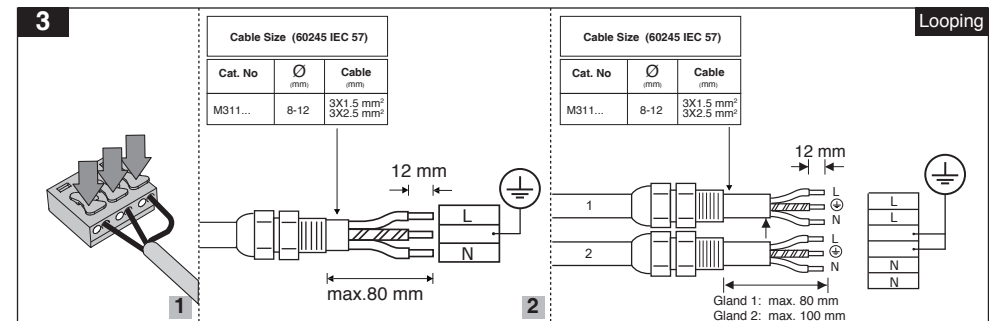


- 1- For proper utilization of this product and safety, it is mandatory to closely comply with the directions and notes in this instruction and guide.
- 2- Earth connection as provided is mandatory.
- 3- Do not directly touch or impact LED module.
- 4- Do not stare at LED light source.
- 5- The light source contained in this luminaire shall only be replaced by the manufacturer or his service agent or a similar qualified person. Always switch off the power prior to installation, maintenance or repair activities.

In order to use the brackets, follow their individual manual instructions for mounting.



M311...



M311S...

