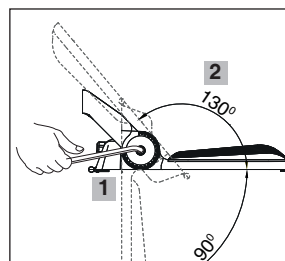
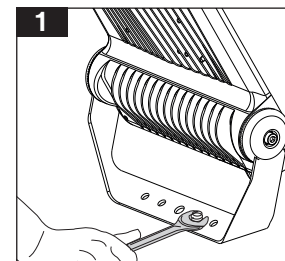


In order to use the brackets, follow their individual manual instructions for mounting.

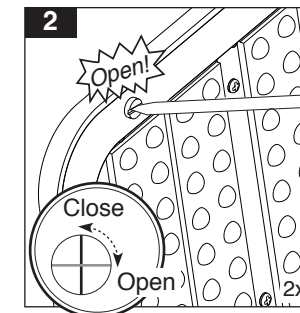


Fastening torque 20 N.m

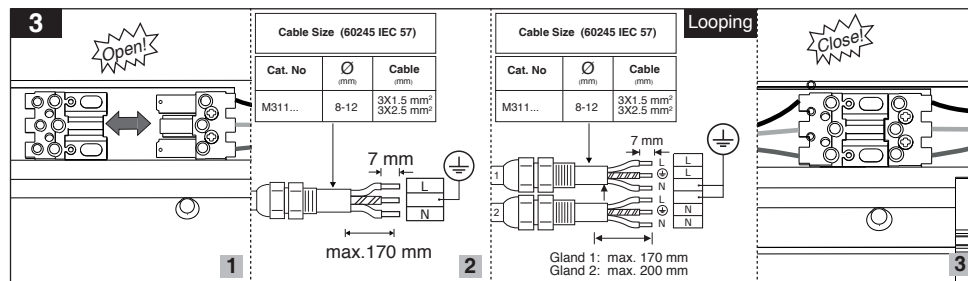
Angle adjustment



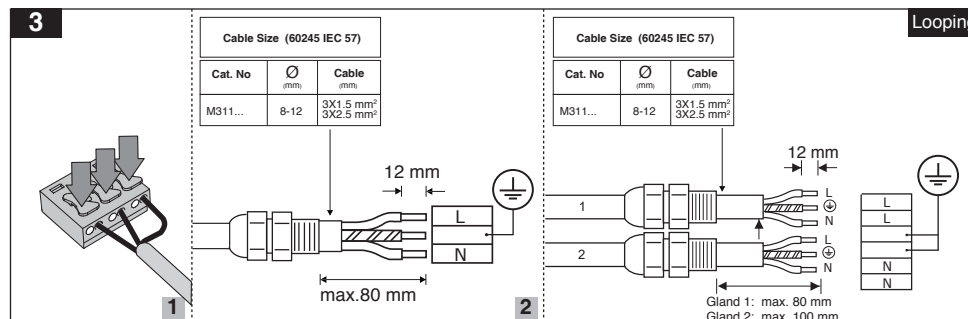
Surface mounting



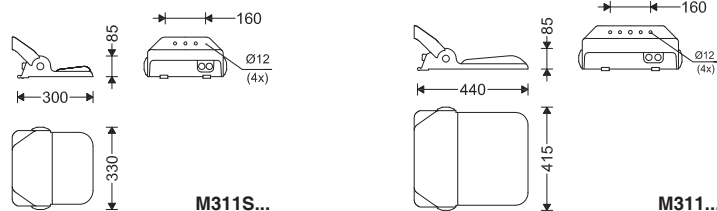
Close  
Open



M311...



M311S...



M311S...

M311...

Cat. No.	Projected Area (m²)	Maximum number of luminaires per MCB (MCB Type B, C)						W (kg)
		B16	B25	B32	C16	C25	C32	
M311S...LED3...-S	0.08	50	78	101	85	130	171	3.8
M311S...LED4...-S	0.08	50	78	101	85	130	171	4.5
M311S...LED6...-S	0.08	50	78	101	85	130	171	4.5
M311...LED7...-S	0.156	11	17	23	18	28	37	7.0
M311...LED9...-S	0.156	2	3	4	3	5	7	7.4



- 1- For proper utilization of this product and safety, it is mandatory to closely comply with the directions and notes in this instruction and guide.
- 2- Earth connection as provided is mandatory.
- 3- Do not directly touch or impact LED module.
- 4- Do not stare at LED light source.
- 5- The light source contained in this luminaire shall only be replaced by the manufacturer or his service agent or a similar qualified person. Always switch off the power prior to installation, maintenance or repair activities.

