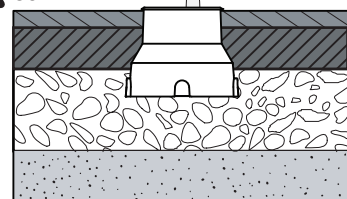


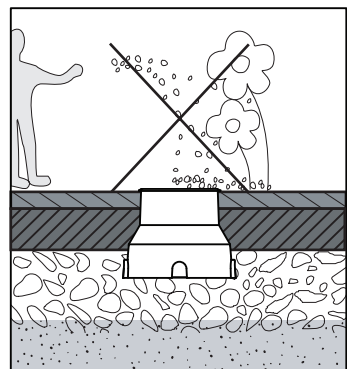
Never install the fittings in case of rain, fog or high humidity.



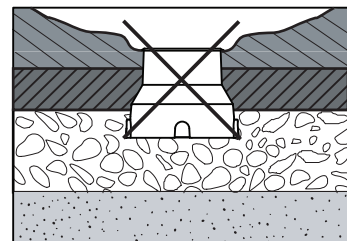
30 min.



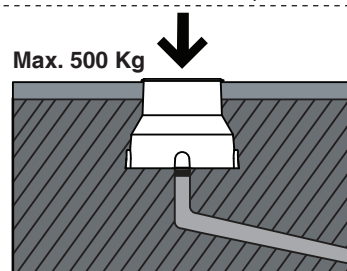
Before installing the luminaire, fill installation housing with water to make sure it disappears completely within 30 minutes.



The luminaire surface should not be covered with soil or chemical elements (such as fertilizers, herbicides, lime, etc.)



The installation location of the luminaire should not be in a sunken space.

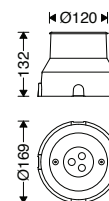


EN

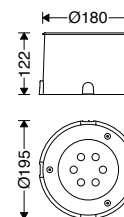
Instruction for Installation and Utilization of **INTRALUX** Walk-over In-ground Luminaire

7002025203

www.megalite.com info@megalite.com



M319ED12...



M319ED18...

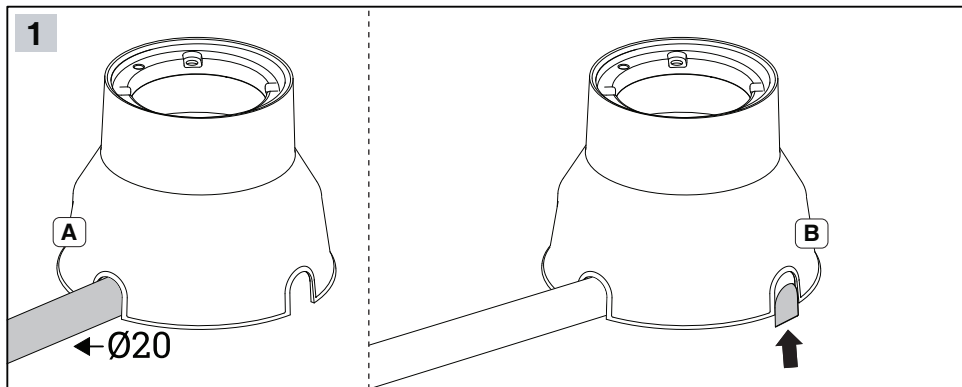


During installation, to prevent from any damage to the body, do not remove the luminaire from the protective nylon until the final step.



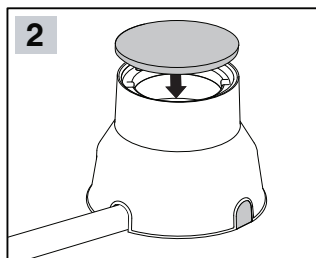
- 1- For proper utilization of this product and safety, it is mandatory to closely comply with the directions and notes in this instruction and guide.
- 2- Earth connection as provided is mandatory.
- 3- Do not directly touch or impact LED module.
- 4- Do not stare at LED light source.
- 5- The light source contained in this luminaire shall only be replaced by the manufacturer or his service agent or a similar qualified person. Always switch off the power prior to installation, maintenance or repair activities.

Megalite
Crafted for Brilliance

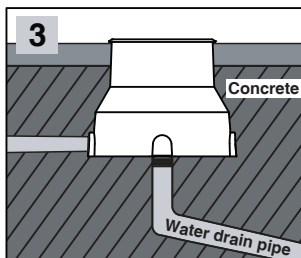


Cable protection pipe positioning.

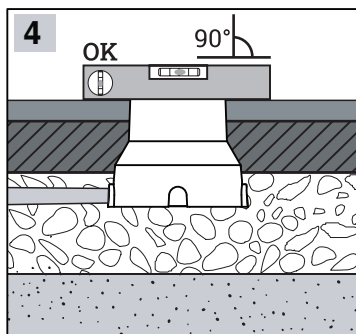
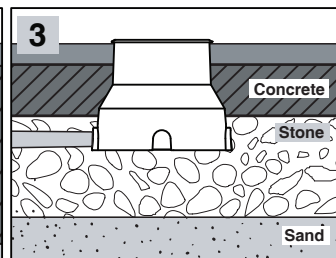
Unused openings must be covered with provided caps.



Cover installation housing with provided cap; before filling in the cut-out.



A proper drainage system must be created before installation



Make sure installation housing is aligned with the ground during installation.

