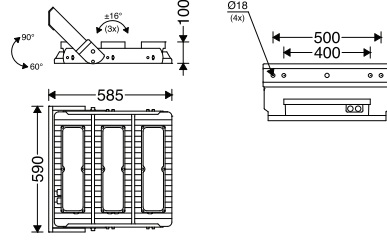
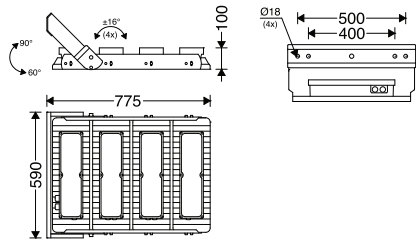


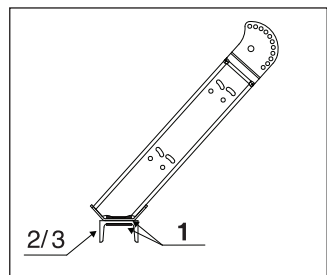
M321...2B8LED...



M321...3B12LED...



M321...4B16LED...



1. Installation with 4 or 5 optical compartments: For each bolt, use 2 square washers; one inside handle base and another inside U-channel. (M321...4BLED...)
2. Installation with 4 or 5 optical compartments: For optimal strength, 8-cm or bigger U-channels shall be used as a base for mounting. (M321...4BLED...)
3. Installation with 2 or 3 optical compartments: For optimal strength, 6-cm or bigger U-channels shall be used as a base for mounting. (M321...2BLED...) and (M321...3BLED...)



Megalite

7002027503

www.megalite.com info@megalite.com



Cat. No.	Projected Area (m ²)	Maximum number of luminaires per MCB (MCB Type B ,C)						W (kg)
		B16	B25	B32	C16	C25	C32	
M321...2B8LED127...-S	0.185	2	4	6	4	7	9	15.6
M321...3B12LED147...-S	0.275	2	4	6	4	7	9	21.9
M321...4B16LED167...-S	0.365	2	4	6	4	7	9	28.2



- 1- For proper utilization of this product and safety, it is mandatory to closely comply with the directions and notes in this instruction and guide.
- 2- Earth connection as provided is mandatory.
- 3- Do not directly touch or impact LED module.
- 4- Do not stare at LED light source.
- 5- The light source contained in this luminaire shall only be replaced by the manufacturer or his service agent or a similar qualified person. Always switch off the power prior to installation, maintenance or repair activities.

