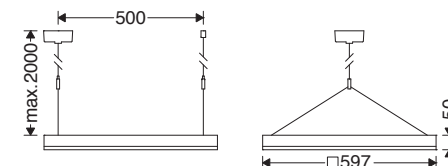


M324S...



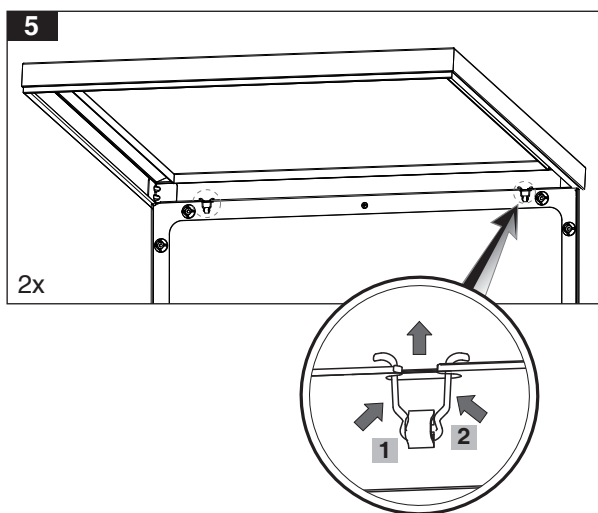
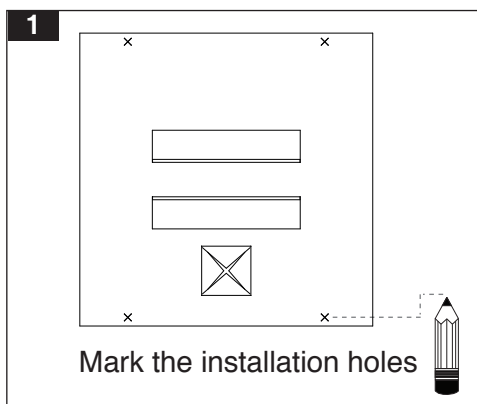
M324S... + 421SKSU2-W

Use the provided stencil tool within the carton to make holes (\*) on ceilings.

**NOTE:** The holes on the stencil tool and the terminals on the luminaire must be in the same direction. (Figure 3)



- 1- For proper utilization of this product and safety, it is mandatory to closely comply with the directions and notes in this instruction and guide.
- 2- Do not directly touch or impact LED module.
- 3- Do not stare at LED light source.



#### Electrical connections

